

T&T Leaders Training Guide

T&T stands for Truth and Training (*yes, it's often called TNT. That's probably because TNT is what we put on our IBC shirts. Weird huh?*).
It's the Awana club for kids in 3rd-5th grades.

The goal of T&T is to get kids use to opening their Bibles, exploring their Bibles, and Memorizing their Bibles.

YOU are the vessel that God has chosen to work through to make an eternal impact in a child's life.

Your Role (in a nugget)

- 1) Help kids to know God (salvation)
 - a) **Introduce** and **present** the gospel to children
- 2) To **teach** kids to let God's Word be the authority in their life (before feelings).
 - a) How can they know without memorizing? Yep, you help/encourage them memorize it.
- 3) To teach kids **how to Walk With Jesus Daily (apply what they are learning to their lives...AS KIDS)**
- 4) Come along parents in laying the spiritual foundation for their children

In Case You're Just a Curious Person With Lots of Time On Your Hands

- AWANA stands for **Approved Workmen Are Not Ashamed** (2 Tim 2:15).
- AWANA was founded in 1950.
- Want more? Go to Awana.org

A key feature of Awana is scripture memorization. We want kids to commit scripture to memory, so it is hidden in their hearts (Ps. 119:11).

5 Reasons to Memorize Scripture

1. The Bible is true and flawless (Psalm 119:160; Psalm 18:30)
2. The Bible's Truth will last forever (Proverbs 30:5; Isaiah 40:8)
3. The Bible shows us how to live (2 Tim 3:16-17; Psalm 119:105, 130; Matthew 7:24)
4. The Bible strengthens our faith (Romans 10:17; Romans 15:4)
5. Knowing the Bible pleases God (Proverbs 7:1-3; 1 John 5:3)

Don't be a bump on a log. You can just listen and sign handbooks as kids recite words **OR** you can engage a child in figuring out what God's Word means and how to live it out. ***[Hint, Hint, It's the second one...you should do the second one!]***

Take time to talk to a child about what the words mean and how they apply to them personally **AS KIDS!**

Typical Elements of an Awana Night

- 1) **Express Lanes** - This is a time for T&T kids to say their verses from 4:10-4:30pm (before club starts). Why? Cause it gives you more time to connect with kids in class.
- 2) **Large Group Time** - This is a time for worship and a message.
- 3) **Handbook Time** – Kids say the verses they’ve memorized and have fun doing it!
- 4) **Game Time** = FUN! Fun is the glue of the club for kids

What Does Handbook Time Look Like?

This is where relationships are built, and discipleship happens. It’s sandwiched between Large Group and Game Time. It happens in the classrooms.

Adult Leader

Each classroom has at least 2 adult leaders (*hopefully 3 and a student leader*).

Every leader’s role is:

- Build relationships (BOND)
- Help students apply scripture to real life (no, don’t use “paying taxes” as an illustration)
- Use Review Games to help students memorize verses **more below*
- Listen to verses and sign off on sections passed
- Mark completions on the child’s info sheet

Student Leader

A Student Leader’s role is:

- To help kids memorize scripture verses with wacky songs, made-up sign language, etc...
- To make sure children understand what the verses mean
- Help maintain a calm classroom
- Follow your classroom leader’s direction

TIPS

- Say encouraging words or offer a high five (knucks are 78.3% healthier than a high five)
- Ask them how their week is going
- Pray briefly with EVERY child (yes, you can do this...we even added time)
- Make sure they understand the verses they say (you'll be surprised sometimes)
- Help explain future verses
- If they are not Christians, continue to share the gospel
- Encourage Express Lane so you can talk more during this time

Okay, how does this whole book thing work?

- 1) On the calendar, you will see the section that T&T (as a whole) is supposed to be covering on the specific date. If we stick to the schedule, kids will be able to finish their entire book!
- 2) You can, AS A CLASS, learn the main verse together. *Be zaney & wacky. It's the glue to help kids (and adults) remember. Make up sign language, make songs, rap, whatever. Make kids do the signs when they say the verse back to you.
 - a. That way, everyone stays on the correct week and doesn't fall behind.
 - b. BTW, you will each receive a book mark that has the calendar weeks and the corresponding lesson so that kids don't get lost.
- 3) Some kids have already learned additional verses that go with that week's section. These verses are NOT REQUIRED but they get more Awana bucks for saying them.
 - a. Weekly, be encouraging kids to come back next week prepared to do the additional parts of the section they are working on.
 - b. Yep, you can even send home sticky notes for parents or even encouragement for kids.
- 4) There is not necessarily a "right" or "wrong" way to start verse recitement time. BUT, a good "less distracting" way is to have the leader sit in a corner facing the center of the room. Choose 5-8 kids that will bring their chairs and face the corner (they have less distractions and can listen to other kids say verses which will inspire them to learn more too).

- 5) Divide the kids and keep the same ones with you *personally* WEEKLY! You need to bond. You will be the one who remembers how to inspire or calm. You are the one who prayed for them last week. Keep the same kids each week.
- 6) YES, use the games in your room (like cornhole, connect 4, etc...) to solidify the weekly verse in the kids' minds. Compete boys vs. girls. Make them each say the next word in the verse before they can throw that bean bag.
 - a. Student leaders would be GREAT at this (just don't let it get too loud if other kids are still saying verses).

AS A NOTE: Kids are not permitted to come week after week and not say verses. PLEASE make sure that kids don't fall behind in discouragement. Work with 'em.

Handbook Verse Standards

- Child must say both the verse and the address (a good idea is to teach them to say the address before starting the verse).
- Child has no memory?
 - “Do you know the verse from **book** that begins **first two words*?*”
ex: Do you know the verse from John that begins ‘But grow’?
- 2 (two) helps allowed per section the first time through the book
 - A help is 1-2 words.
*Remember...if you “give the verse away” ... it doesn't help the child. Help them to LEARN the verse if they don't know it.
 - If they don't get it with two helps...send them packing to practice more while you work with other kids!

Please stick to standards but realize in some cases where children are not supported at home you might have to be creative with helping them and show mercy.

AWARDS / ADMIN

Every four sections completed; the child gets a particular color patch. These will be located in your basket which is located in the Resource Room (you'll need to both kid it and return it each week)

Every week, the child gets Awana bucks for multiple different completions. The amount and the reason for the bucks will be listed on each child's information sheet that you fill out as they say verses each week. Bucks are located in your basket (*no additional bucks except for what is listed...please*).

Visitors

1. Visitors get the StartZone to begin with.
2. Once they have completed it, you may send a completion form with them to get a book/shirt from the supply person in the lobby AFTER Awana is over.
3. HOWEVER, we will check to see if they have paid yet. If they have not paid yet, we will give them the copy of the first two lessons.
4. If they come back the second week, go ahead and fill out a new admin info sheet so that you can keep up with where they are at.
5. If they join the club after two weeks, go ahead and have them join you in the section that your classroom is working on. They can go back (as well) and say more earlier sections that they missed AS WELL AS staying on the same page with the rest of the class.

Standards for Completing Books


- If a child has more than 2 sections to pass in a night, they can do 2 and then wait 'till you have listened to all your other students. **DON'T GET STUCK WITH ONE** who puts you behind for **ALL THE REST**.
- If you have time, you may go back and listen to more, but please remember - the goal is **NOT** getting through the book quickly but knowing the Word of God! **Highly encourage high achievers to arrive early for Express Lane.**

Books for T&T:



Start Zone Entrance Booklet: On the first week, we will ALL go through the start zone as a group (**balloons style**). Even if a child has done it before. This is an ideal opportunity to get the gospel into an unchurched home. When a child completes the Start Zone, she/he becomes a member of the T&T club and can receive their Handbook (**as long as they have paid for Awana**).

We'll have a slip of paper for them to bring to the person distributing books and vests. That person will check their info against the paid list to make sure they're good to go!



Mission: Agents of Grace: This handbook will be used throughout the year by students. It contains lessons and scriptures to memorize.

**BTW, all T&T books are written on a 4th grade level.*

Start Here:

An introduction activity to get clubbers thinking about the section. Includes an optional Bonus Box section to connect clubbers with a parent or guardian.

SECTION 4.2 Prayer

BOOK TOUR

TO COMPLETE THIS SECTION

Comic strip panels:
1. A girl says: "HMM... MAYBE THAT'S BEEN MY PROBLEM ALL ALONG. WEBSLES, I'VE BEEN TRUSTING IN MYSELF."
2. A cat says: "WHAT ARE YOU GOING TO DO?"
3. The girl says: "THE THING I COULD HAVE DONE A LONG TIME AGO, AND MAYBE AVOIDED THIS WHOLE MESS."
4. The cat says: "WHAT'S THAT?"
5. The girl says: "PRAY AND ASK GOD FOR HELP."
6. The girl is praying with her hands clasped.

Start Here

Ask your friend to have a conversation, but keep talking and don't let the other person speak. Then give a chance for your friend to talk and explain what you were doing. Ask how it felt when you wouldn't stop talking. Draw a happy face below if it made them happy, and an angry face if it made them angry.

Optional: Ask a parent or guardian: "Have you ever been friends with someone who did all the talking when you were together? How did you feel when this happened?" Write what you learned below.

ESV 191

4.2 PRAYER

Explore

God wants us to have a relationship with Him. One way this relationship grows is when we talk to God and listen to God. This is called prayer.

Read your memory verse, 1 John 5:14.

When you see your friends, you talk to them. You say, "Hi," and tell them what's new since you saw them last. It would be weird if you just stood and stared at each other. To have a relationship with another person, you have to communicate — to talk with each other.

The same is true of your relationship with God. God wants us to talk to Him — this is what we call praying. Prayer doesn't have to be done on your knees with your eyes closed, although that might be a good idea sometimes. Prayer can be spoken out loud or thought in your head.

First John 5:14, our memory verse this week says that ... if we ask anything according to His will He will hear us. What do you think according to His will means?

When the Bible talks about God's will, it is talking about what God wants to happen. God doesn't give us whatever we want just because we pray for it. Part of prayer is trusting that He'll give you what you really need and praying that He'll give you what you need, not just what you want.

Let's look at some other truths about prayer.

Look up 1 Thessalonians 5:17 and notice what it says about how often we should pray. Write in your own words what you think this means about how often we should pray.

Look up Philipians 4:6. What should we pray about?

These verses tell us that we should talk with God about everything all the time. We know that God loves us and wants what is best for us. We should always be talking with Him about what He wants us to do — how we can make good choices and how we can help others.

People in the Bible prayed for a lot of different reasons. Look up the following verses and write down the reason why that person prayed.

Luke 22:39-40

Romans 10:1

Colossians 1:3-4

1 Timothy 2:1-2

It is important to remember that a conversation involves two people talking. We need to make sure that we are taking time to listen to God speak to us too. One way we can do that is when we read God's Word, the Bible. You can pray silently to yourself, out loud, or can even write your prayer down. Keep the conversation with God going now by taking a few minutes to talk to Him!

Definitions

Communicate — share information or idea

Praying — having a conversation with God

Discussion Questions

These questions are just a few that your small group will talk about. Think about your responses to the following questions.

1. What is one thing you really need to talk to God about?
2. When you pray do you listen as well as talk to God? What is something in your life that you really need God's opinion on?

192 ESV

PRAYER 4.2

ESV 193

Explore:

This section allows the leaders time to connect with the kids and for the kids to write down things they are researching and learning in the scripture.

A conclusion paragraph is included to answer the "so what?" types of questions kids might have.

Definitions and open-ended discussion questions are provided to help further the discussion from the lesson.

Silver Extra Credit & Mission Update:

Silver Extra Credit provides additional Bible study that dives deeper into the section's topic.

A Mission Update is included in each lesson introducing children to the location of other countries and their needs while providing them a global missions concept.

4.2 PRAYER

Silver Extra Credit

Many of the Epistles begin with a prayer or tell how the writer is praying for the people who will read the letter. Look at this letter written by Paul to the Colossians. What does Paul say he is praying for the people? Read the verse and then answer the question.

Colossians 1:9
What did Paul ask that they be filled with?

Colossians 1:10a
Why did he ask that they be filled with knowledge of God's will?

Colossians 1:10b
What does walk-in a manner worthy of the Lord look like?

Colossians 1:11
Paul prayed that they would be strengthened in what?

Colossians 1:11
Why did Paul pray that they would be strengthened?

Colossians 1:12
Who did Paul pray that they would give thanks to?

194 ESV

PRAYER 4.2

Know This When we pray and talk to God we shouldn't be worried about how we sound, we should just be talking to God. Sometimes though, it is difficult to know what to say. When we are hurting or don't know how to pray the Holy Spirit is there to help. Romans 8:26 says that the Holy Spirit knows our need and at the right time will intercede on our behalf.

Mission Update: PRAY!

POPULATION (2020): 17,706,611

Cambodia

RELIGION (BY POPULATION %)

- 83% Buddhist
- 5% Ethnic Religions
- 3% Christian
- 3% Non-Religious

CAPITAL: Phnom Penh

- Pray for the gospel to expand throughout Cambodia.
- Pray for an opportunity to share the gospel with someone you know this week.
- Use the space below to record more prayer requests:

Want to learn more about what Awana is doing around the world? Check out www.awana.org/go.

ESV 195

Memorize

1 John 5:14

And this is the confidence that we have toward Him, that if we ask anything according to His will He hears us.

Review

Hebrews 11:6

And without faith it is impossible to please Him, for whoever would draw near to God must believe that He exists and that He rewards those who seek Him.

Gold Extra Credit

Psalms 66:20

Blessed be God, because He has not rejected my prayer or removed His steadfast love from me!

Romans 8:26

Likewise the Spirit helps us in our weakness. For we do not know what to pray for as we ought, but the Spirit Himself intercedes for us with groanings too deep for words.

Ephesians 6:18

Praying at all times in the Spirit, with all prayer and supplication. To that end keep alert with all perseverance, making supplication for all the saints.

Philippians 1:9

And it is my prayer that your love may abound more and more, with knowledge and all discernment.



SECTION 4.2 COMPLETED

<input type="text"/>	<input type="text"/>
Leader Signature	Date

EXTRA CREDIT COMPLETED

<input type="text"/>	<input type="text"/>	<input type="text"/>	<input type="text"/>
Leader initials SILVER	Date	Leader initials GOLD	Date

Memorize, Review & Gold Extra Credit:

Memorize & Review

A memory and review verse are included each week.

Gold Extra Credit includes additional memory verses based on the section's topic.

Game Time

Ummm... if you don't know what games are well...this might not be for you! (Kidding! Kinda)

What to Know About Game Time?

- The Game Leader will choose which game are played and give instructions each night.
- PLAY THE GAMES! The kids should see you having fun.
- What they shouldn't see is anyone on their cell phones! Put them away it's time to play!
- Make sure the Student Leaders are playing the games with the kids too!!
- If Game Leaders say "Toes On The Line" ... that means all kids should be standing with their toes on the line and get quiet (help quiet the kids).

Game Time Injuries (They'll happen)

Injuries are possible during game time with so many active and excited students. If a child comes to you injured, please do the following:

- Make a basic injury assessment - Is there visible evidence of an injury?
- No visible evidence – Fine, sit out of a game. Leader, sit with the child and provide ice or a band-aid (band aids in the Resource Room)
- Evidence of injury - if blood, swelling, etc. are present, immediately tell the Game Leader to remove the child from the game, treat the injury, and **complete an injury report**. Injury reports MUST be fully completed by the leader who witnessed the injury.

*In case of a severe injury, contact Andy, Patrick or Linda. *Okay, probably not Patrick because he hates to see blood.*

Discipline

Most kids want to please the person they know cares about them. Do they know it? If so, they generally will obey with a gentle correction or a hand on the shoulder and a smile.

Room getting loud? Do the 5 count. ALL leaders join in on this. All leader hands (NOT kids) should be up and all leaders count to 5. By 3, all kids should be silent. It might take 1-2 weeks, but they'll get it. Use it!

Evaluate your discipline style when responding to misbehavior. How you respond to a situation may determine whether you're able to regain control of your classroom. What's your style?

- **Passive** -- Do you avoid misbehaving kids and hope situations will resolve themselves? Or do you cower when handling situations? Quietly asking kids to stop hitting each other without further discussion or follow-through invites kids to goof off because they're confident there'll be no repercussion for their behavior.
- **Aggressive** -- Do you blow steam the minute a situation gets slightly out of control? Do you spew words out of anger or make threats? Calling kids names such as "brats" or "pigs" doesn't model respect or a plan of action. Defiant kids now know exactly how to push your buttons, while children who behave fear you...and that's bad!
- **Assertive** -- Do you stay calm when communicating to a misbehaving child? Do you make eye contact, verbally repeat the offense for clarity, and use the child's name? Assertive leaders calmly insist that children comply with expectations, and they follow through with consequences rather than threats. Firmly stating disapproval for inappropriate behavior, what the appropriate behavior is, and the potential consequence if misbehavior continues will win every time when it comes to discipline issues.

Typical Schedule

Most weeks we will operate under our typical schedule. If there is an alternative schedule, for example, when we do backsplash or another event...we'll have it in your basket.

T&T

- 4:10-4:30 Opening Mixer Games
- 4:30-4:55 Worship Time (Room 212)
- 4:55 - 5:00 *Transition*
- 5:00-5:30 Handbook Time
- 5:30 - 5:35 *Transition*
- 5:35-6:00 Game Time (3rd in Room **122** / 4th in Room **214** & 5th on the terrace)
- 6:00pm Go to your room for parent pickup

Awana bucks

- Bucks are **ONLY** given out for lesson completion, game time participation, and contest participation. (*Insert tears here... we understand... but we do need to keep all things equal for kids & store*)
- Staple a Ziploc bag in the back of their book to store their \$\$\$
- No funny money...last year's currency is worthless. We have brand new money this year!

Large Group Time

During Large Group Time, all students and leaders will gather together for announcements, judging theme night participation, game, worship, and a message.

You can help your students worship the Lord by leading them with enthusiasm and keeping them engaged but not distracting others. Please don't stand and talk in the back!

Nope, your class does **NOT** have to sit together. **HOWEVER, make sure there are NO KIDS sitting by themselves!! Be the adult and move them around.**

We will have guest speakers all semester long. Wanna speak? As the fish says... Let "minnow"

Volunteer Apparel

Uniforms -Both leaders and T&T students, uniforms are an important component of the Awana ministry. Uniforms encourage an orderly and disciplined club and as leaders, you set the tone for the club. Leaders wearing their uniforms is the best way to show T&T students the importance of wearing theirs.

- Has your shirt finally given up the ghost? Yep, you can get a new one. If that solid green is looking more pastry green... go, get one from the Buck Store room (210)

Lanyards – The Awana Steering Team is here to help. See a Steering Team lanyard? Yep, they can speak for leadership and are there to help.

Name Tags – Make sure you have checked in at the front desk and have your name tag **EACH WEEK.**

Special Assistance

If you have a child who needs special assistance due to lack of support from home or because of learning difficulties, let your Director know and he/she will set up a system to help this student during Awana.

Perfect Attendance

Leaders...you have the opportunity to earn a \$50 Amazon gift card! All you have to do is be here every scheduled Sunday!




Leader Potlucks

Yep... we'll have a few per semester. We'll send out an email with a link to sign up for part of "stone soup" (everyone brings a piece) ... we'll provide the fried chix!

Awana Lanyard Pins

As a leader in Awana, you will have the opportunity to earn recognition pins. You will receive a lanyard at the beginning of each Awana year and we will award pins weekly as you earn them. The pins that are available for you to earn are listed below.

	I memorized all the verses
	I gave a child special attention
	I was a guinea pig
	I spoke in large group
	I came to potluck
	I had an amazing attitude
	I had a new idea adopted by IBC Awana
	I attended the T&T Lock-in
	I set up the Christmas Store
	I led a child to Christ
	I arrived early
	I recruited someone

	I'm a peacemaker
	I trained someone
	I helped set up for a contest

BEST FOR LAST

- ◆ **IF YOU ARE GOING TO MISS A NIGHT** (*And we all will*) You **MUST** call your Director **PRIOR**. This is an extremely important position and the kids **NEED YOU** weekly. “IF” you can’t make it, please attempt to get a “fill-in”.
- ◆ **Mr. Mike Ruckman – 813-313-7343**
- ◆ **BTW, you’ll also get a weekly text on Sunday afternoons as a reminder about any themes/contests, etc...**

